

NCL

NORWEGIAN  
CRUISE LINE®

DECK  
BY  
DECK

DECK PLANS &  
ACCOMMODATION GUIDE

FILE COPY ONLY



# NORWEGIAN GEM ACCOMMODATION

## THE HAVEN BY NORWEGIAN®

Located at the top of the ship, The Haven features private keycard access, a 24-hour butler, concierge service, a private courtyard, private restaurant and bar. All Suites offer luxury baths and private balconies.

### H1 THE HAVEN 3-BEDROOM GARDEN VILLA

Sleeps up to eight. Featuring three separate bedrooms, each with a king- or queen-size bed, luxury bath, living room, dining room and private garden with hot tub. Access to the private courtyard area. Includes butler and concierge service.

### H2 THE HAVEN DELUXE OWNER'S SUITE WITH LARGE BALCONY



Sleeps up to four. Featuring a living room, dining room, wall of windows with a king-size bed, luxury bath and a large balcony with an amazing view. Access to the private courtyard area. Includes butler and concierge service.

### H3 THE HAVEN DELUXE OWNER'S SUITE WITH BALCONY

Sleeps up to four. Featuring a separate bedroom, a king-size bed and luxury bath with separate shower, living room, dining room and private balconies.

### H4 THE HAVEN OWNER'S SUITE WITH LARGE BALCONY

Sleeps up to four. Featuring a separate bedroom with king-size bed, luxury bath with separate shower, guest bath, living and dining area and two large balconies. Access to The Haven. Includes concierge and 24-hour butler service.

### H6 THE HAVEN 2-BEDROOM FAMILY VILLA WITH BALCONY

Sleeps up to six. Featuring one bedroom with a queen-size bed, luxury bath and shower, separate children's bedroom, living area, dining area and private balcony. Access to the private courtyard area. Includes butler and concierge service.

### HF THE HAVEN COURTYARD PENTHOUSE WITH BALCONY

Sleeps up to three. Featuring one bedroom with a queen-size bed, luxury bath and shower, extra bedding for additional guest, living area, dining area and private balcony. Access to private courtyard area. Includes butler and concierge service.

## SUITES

All Suites feature a king- or queen-size bed, luxury baths, private balconies and butler and concierge service.

### S4 2-BEDROOM DELUXE FAMILY SUITE WITH BALCONY

Sleeps up to six. Featuring a bedroom with a queen-size bed, a separate children's bedroom, living area, dining area, private balcony and luxury bath with separate shower. Includes butler and concierge service. Can connect to a Club Balcony Suite.

### SD FORWARD-FACING DELUXE PENTHOUSE WITH LARGE BALCONY

Sleeps up to four. Featuring one bedroom with a queen-size bed and luxury bath and shower, living area, dining area and large, private balcony with an amazing view. Includes butler and concierge service.

### SF FORWARD-FACING PENTHOUSE WITH LARGE BALCONY

Sleeps up to three. Featuring a large, forward-facing balcony, queen-size bed, luxury bath with separate bathtub, living area, dining area and a single sofa bed. Includes butler and concierge service.

### SM AFT-FACING PENTHOUSE WITH LARGE BALCONY

Sleeps up to three. Featuring one bedroom with a queen-size bed and luxury bath and shower, living area, dining area and large, private balcony. Includes butler and concierge service.

### SN AFT-FACING PENTHOUSE WITH BALCONY

Sleeps up to three. Featuring one queen-size bed or two lower beds that convert to a queen, a single sofa bed, luxury bath, shower and balcony. Some feature living and dining rooms. Includes concierge and butler service in most.

## CLUB BALCONY SUITES AND BALCONY STATEROOMS

Club Balcony Suites offer a little more space than Balcony staterooms. All staterooms feature two lower beds that convert to a queen-size bed.

### M1 AFT-FACING CLUB BALCONY SUITE

Sleeps up to four. They have two lower beds that convert into a queen-size bed as well as a sitting area, luxury bath with shower and additional bedding to sleep two additional guests. Because they are aft-facing, the view from your private balcony is truly amazing.

### MA MB CLUB BALCONY SUITE\*

Sleeps up to four. Featuring two lower beds that convert into a queen-size bed, extra bedding to sleep two additional guests, a sitting area, luxury bath with shower and a private balcony.

### B1 AFT-FACING BALCONY

Sleeps up to four. The two lower beds can be converted to a queen-size bed, and the convertible sofa pulls out to sleep two more. You'll also have a sitting area and floor-to-ceiling glass doors that open to a private balcony.

### B4 FAMILY BALCONY

Sleeps up to four. Featuring two lower beds that convert to a queen-size bed, one pullman and one single sofa bed. Also includes a sitting area and floor-to-ceiling glass doors that open to a private balcony.

### BA BF BALCONY\*

Sleeps up to four. Featuring two lower beds that convert into a queen-size bed, with extra bedding for two additional guests. Includes a sitting area and floor-to-ceiling glass doors that open to a private balcony.

### BT SOLO BALCONY

These spacious staterooms include a queen-size bed, sitting area and floor-to-ceiling glass doors that open onto a private balcony. Staterooms are priced exclusively for solo travellers.

## OCEANVIEW AND INSIDE STATEROOMS

All feature two lower beds that convert to a queen-size bed.

### O4 FAMILY OCEANVIEW

Sleeps up to four. Featuring two lower beds that convert into a queen-size bed, extra bedding for two additional guests and a big picture window. Includes room service and many other amenities.

### OA OB OCEANVIEW WITH PICTURE WINDOW\*

Sleeps up to three. Features two lower beds that convert into a queen-size bed, extra bedding for an additional guest and a big picture window. Includes room service and many more amenities.

### OF OCEANVIEW

Sleeps up to four. Featuring two lower beds that convert into a queen-size bed, extra bedding for two additional guests and a porthole to enjoy the view.

### OT SOLO OCEANVIEW

These staterooms feature a large round window and a queen-size bed. Staterooms are priced exclusively for solo travellers.

### OK OBSTRUCTED OCEANVIEW

Sleeps up to four. Features either a picture window or porthole, with an obstructed view, two lower beds that convert into a queen-size bed and extra bedding for two additional guests.

### I4 FAMILY INSIDE

Sleeps up to four. Featuring two lower beds that convert into a queen-size bed and extra bedding for two additional guests. Includes room service and many other amenities.

### IA IB IF INSIDE\*

Sleeps up to four. Featuring two lower beds that convert into a queen-size bed. Includes room service and many other amenities.

### IT SOLO INSIDE

These staterooms include a queen-size bed and the same amenities as other inside staterooms. Staterooms are priced exclusively for solo travellers.

# NORWEGIAN GEM SCHEMATICS

**H1** The Haven 3-Bedroom Garden Villa. Sleeps up to eight.



**H2** The Haven Deluxe Owner's Suite with Large Balcony. Sleeps up to four.



**H6** The Haven 2-Bedroom Family Villa with Balcony. Sleeps up to six.



**HF** The Haven Courtyard Penthouse with Balcony. Sleeps up to three.



**MB** Club Balcony Suite. Sleeps up to four.



**BF** Balcony. Sleeps up to four.



**OB** Oceanview. Sleeps up to four.



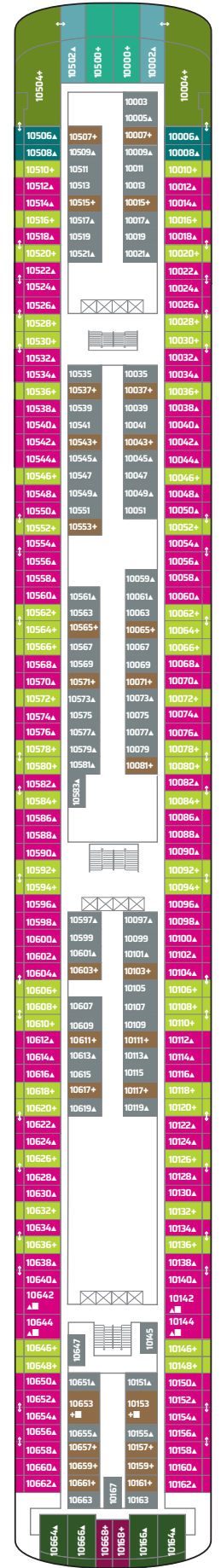
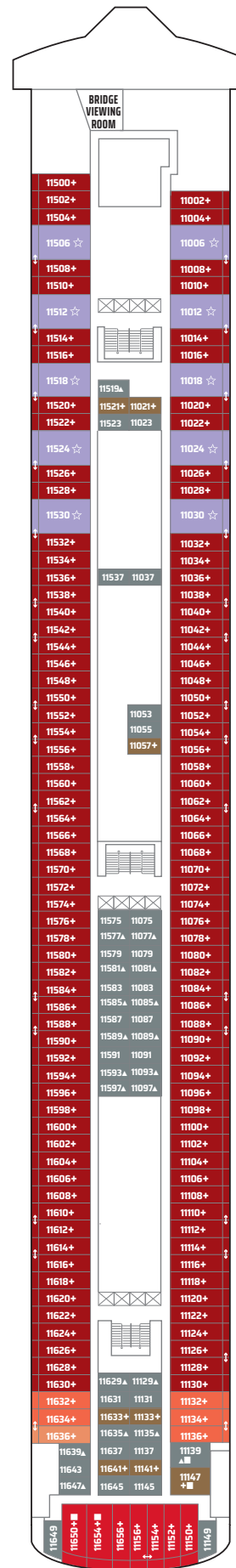
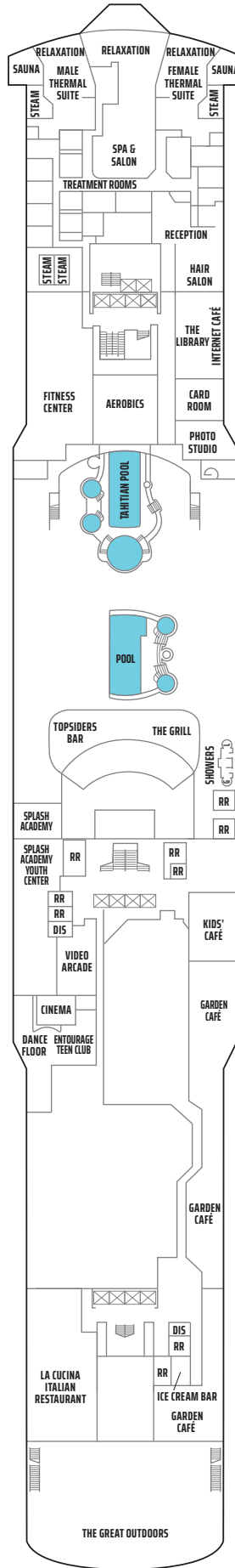
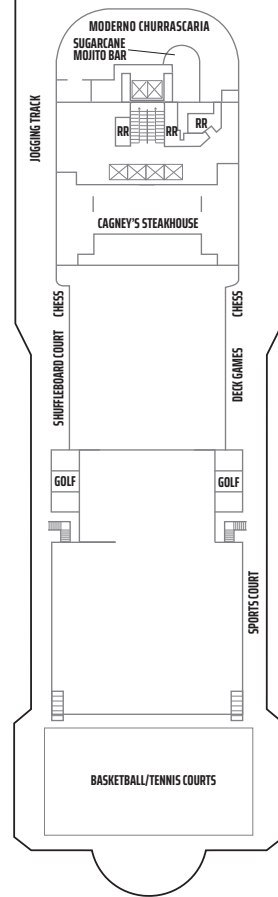
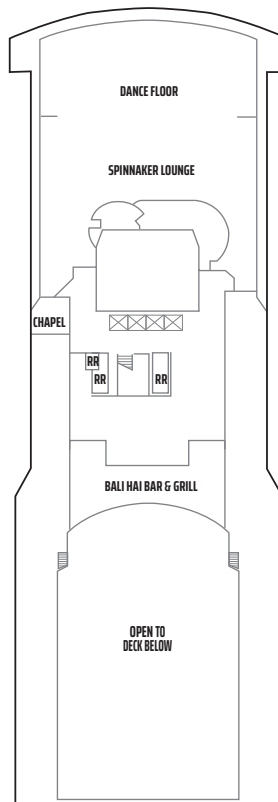
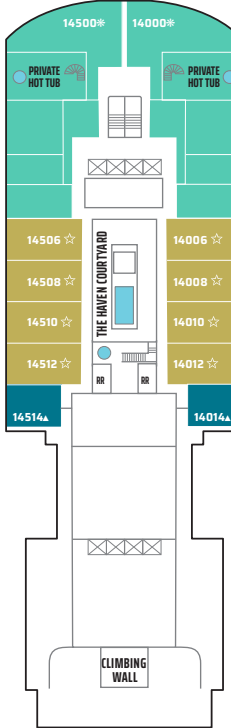
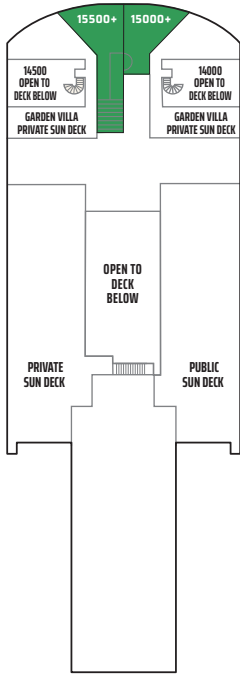
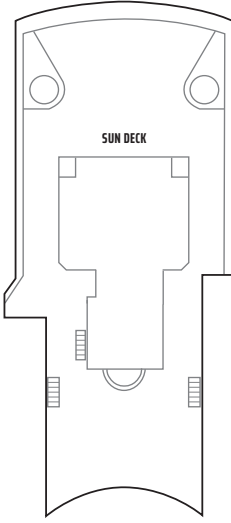
**IF** Inside. Sleeps up to four.



# NORWEGIAN GEM DECK PLANS

## LEGEND

- Wheelchair Accessible
- ↕ Connecting staterooms
- ▲ Third-person occupancy available
- + Third- and/or fourth-person occupancy available
- ☆ Up to sixth-person occupancy available
- \* Up to eighth-person occupancy available
- ☒ Elevator
- RR Restroom
- PrivaSea (partially enclosed) balcony

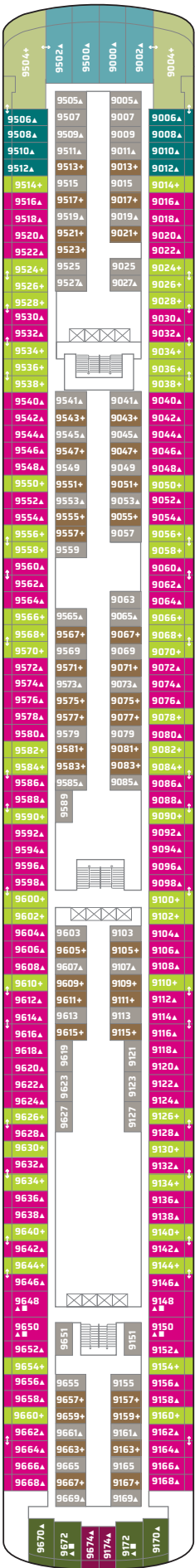


H2

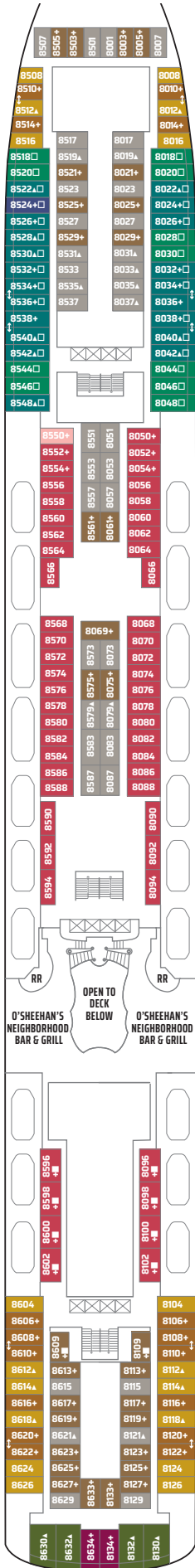
H1 H6 HF

S4 M1 MA MB  
I4 IA MX

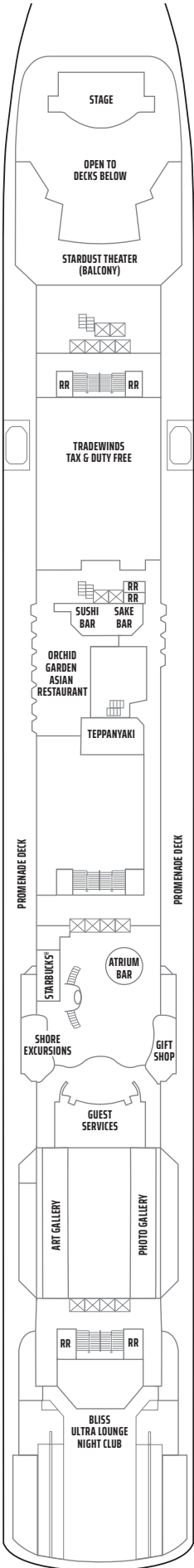
H3 SD SF SM B1  
B4 BA BF I4 IA



DECK 9



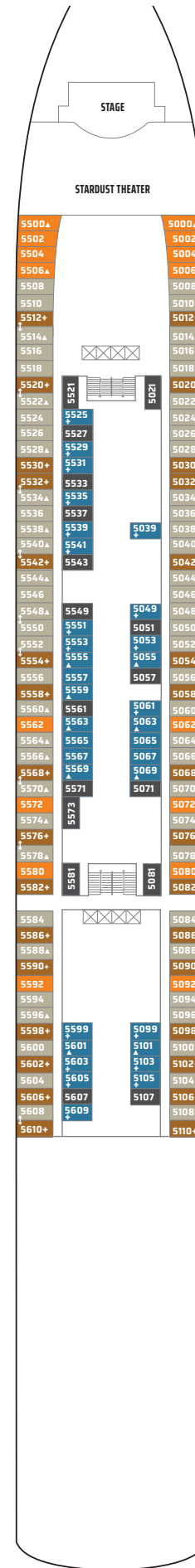
DECK 8




DECK 7



DECK 6



DECK 5



DECK 4

# NORWEGIAN CRUISE LINE FLEET OVERVIEW



## NORWEGIAN AQUA™

Built .....	2025	Max Beam.....	41 m	Crew .....	1,597
Gross tonnage.....	156,300	Draft.....	9 m	Guests (double occupancy).....	3,571
Overall length.....	322 m				



## NORWEGIAN JOY®

Built .....	2017	Overall length.....	333 m	Crew .....	1,821
Refurbished .....	2024	Max Beam.....	41 m	Guests (double occupancy).....	3,728
Gross tonnage.....	167,725	Draft.....	9 m		



## NORWEGIAN VIVA™

Built .....	2023	Max Beam.....	41 m	Crew .....	1,506
Gross tonnage.....	143,535	Draft.....	9 m	Guests (double occupancy).....	3,195
Overall length.....	294 m				



## NORWEGIAN ESCAPE®

Built .....	2015	Overall length.....	326 m	Crew .....	1,733
Refurbished .....	2021	Max Beam.....	41 m	Guests (double occupancy).....	4,218
Gross tonnage.....	164,600	Draft.....	8 m		



## NORWEGIAN PRIMA®

Built .....	2022	Max Beam.....	41 m	Crew .....	1,506
Gross tonnage.....	143,535	Draft.....	9 m	Guests (double occupancy).....	3,195
Overall length.....	294 m				



## NORWEGIAN GETAWAY®

Built .....	2014	Overall length.....	326 m	Crew .....	1,646
Refurbished .....	2020	Max Beam.....	40 m	Guests (double occupancy).....	3,903
Gross tonnage.....	145,655	Draft.....	8 m		



## NORWEGIAN ENCORE®

Built .....	2019	Max Beam.....	41 m	Crew .....	1,735
Gross tonnage.....	169,116	Draft.....	9 m	Guests (double occupancy).....	3,958
Overall length.....	333 m				



## NORWEGIAN BREAKAWAY®

Built .....	2013	Overall length.....	326 m	Crew .....	1,657
Refurbished .....	2020	Max Beam.....	40 m	Guests (double occupancy).....	3,903
Gross tonnage.....	145,655	Draft.....	8 m		



## NORWEGIAN BLISS®

Built .....	2018	Max Beam.....	41 m	Crew .....	1,716
Gross tonnage.....	168,028	Draft.....	9 m	Guests (double occupancy).....	3,958
Overall length.....	333 m				



## NORWEGIAN EPIC®

Built .....	2010	Overall length.....	329 m	Crew .....	1,724
Refurbished .....	2020	Max Beam.....	41 m	Guests (double occupancy).....	4,070
Gross tonnage.....	155,873	Draft.....	9 m		



**NORWEGIAN GEM®**

Built .....	2007	Overall length.....	294 m	Crew .....	1,070
Refurbished .....	2022	Max Beam.....	32 m	Guests (double occupancy) .....	2,344
Gross tonnage .....	93,530	Draft.....	9 m		



**NORWEGIAN DAWN®**

Built .....	2002	Overall length.....	294 m	Crew .....	1,032
Refurbished .....	2021	Max Beam.....	32 m	Guests (double occupancy) .....	2,290
Gross tonnage .....	92,250	Draft.....	9 m		



**NORWEGIAN PEARL®**

Built .....	2006	Overall length.....	294 m	Crew .....	1,072
Refurbished .....	2021	Max Beam.....	32 m	Guests (double occupancy) .....	2,344
Gross tonnage .....	93,530	Draft.....	8 m		



**NORWEGIAN STAR®**

Built .....	2001	Overall length.....	294 m	Crew .....	1,031
Refurbished .....	2021	Max Beam.....	32 m	Guests (double occupancy) .....	2,298
Gross tonnage .....	91,740	Draft.....	9 m		



**NORWEGIAN JADE®**

Built .....	2006	Overall length.....	294 m	Crew .....	1,037
Refurbished .....	2022	Max Beam.....	32 m	Guests (double occupancy) .....	2,352
Gross tonnage .....	93,558	Draft.....	9 m		



**NORWEGIAN SUN®**

Built .....	2001	Overall length.....	258 m	Crew .....	906
Refurbished .....	2018	Max Beam.....	32 m	Guests (double occupancy) .....	1,878
Gross tonnage .....	78,309	Draft.....	8 m		



**NORWEGIAN JEWEL®**

Built .....	2005	Overall length.....	294 m	Crew .....	1,069
Refurbished .....	2022	Max Beam.....	32 m	Guests (double occupancy) .....	2,330
Gross tonnage .....	93,502	Draft.....	9 m		



**NORWEGIAN SKY®**

Built .....	1999	Overall length.....	258 m	Crew .....	899
Refurbished .....	2022	Max Beam.....	32 m	Guests (double occupancy) .....	1,944
Gross tonnage .....	77,104	Draft.....	8 m		



**PRIDE OF AMERICA®**

Built .....	2005	Overall length.....	280 m	Crew .....	927
Refurbished .....	2021	Max Beam.....	32 m	Guests (double occupancy) .....	2,150
Gross tonnage .....	80,439	Draft.....	8 m		



**NORWEGIAN SPIRIT®**

Built .....	1998	Overall length.....	268 m	Crew .....	904
Refurbished .....	2022	Max Beam.....	32 m	Guests (double occupancy) .....	1,972
Gross tonnage .....	75,904	Draft.....	8 m		

